



Kings Langley Parish Plan

Village Survey

Main Themes Report

June 2019

Introduction

Between January and February 2019 The Parish Plan conducted a survey of village opinion on a range of topics. Responses were received from 1,005 residents, 115 school students and 16 local businesses. A one page executive summary of the quantitative results was produced in early March and is included in this report as an appendix. In addition to the closed questions the surveys included a number of opportunities for unprompted comment and this report attempts to combine the quantitative findings with some of the more qualitative dimensions of responses.

This report sets out to present the main themes from the surveys and offer some commentary on them. There is much work still to be done as the Parish Plan develops and we will be considering what more data and analysis is needed. We are not yet at the stage of making formal recommendations.

The report is divided into main themes as follows:

Section	Theme	Pages
1	Sustainability	2
2	The High Street	3-5
3	The Character of the Village	6-7
4	Recreation Facilities	8-10
5	Traffic and Congestion	11-12
6	Future Development	13-18
7	Young People	19-20

In addition, a series of appendices to the main report are presented in pages 21 – 32.

There is inevitably a degree of overlap between these themes and while repetition is kept to a minimum, it cannot altogether be avoided. It is also worth stressing that qualitative responses, while interesting, must be treated with some caution and are used here in order to add colour to quantitative data, not to supersede it.

The Parish Plan team comprises Chris Pichon, Kim Goode, John Ingleby, Andrew Levy, Eric Martin, James Markham and John Morrish, and we would like to thank the following for all their help in producing this report:

- Survey Station Hosts at Dallings, the Library, Parish Council offices and Wayside Farm.
- Sandra Jenkins and the students at Kings Langley School
- David Tallon, Chris Pettit, Jeremy Wilkins and the Kings Langley and District Residents Association for publicity
- John Addy and the Village News for distribution of the survey

Theme 1 - Sustainability

1. Sustainability

1.1. Quantitative Findings

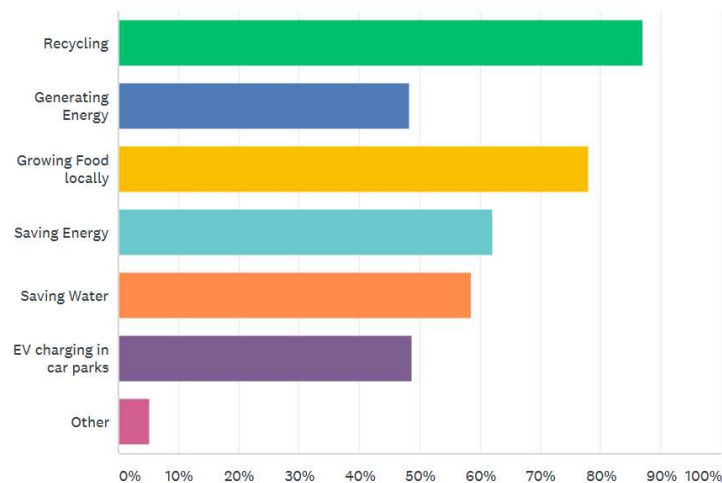
Several questions pertain to sustainability issues. The first and most fundamental of these is 'Should Kings Langley remain as a village?'

95% answered yes. Only 4% agreed that new development should be allowed on greenbelt land. Only 2% agreed it should be allowed in the Conservation area.

Regarding local initiatives, recycling gained the most support at 87% but growing food locally was also supported by a very high proportion at 78%.

Which, if any, sustainability initiatives would you like to see parish? (Tick all that apply)

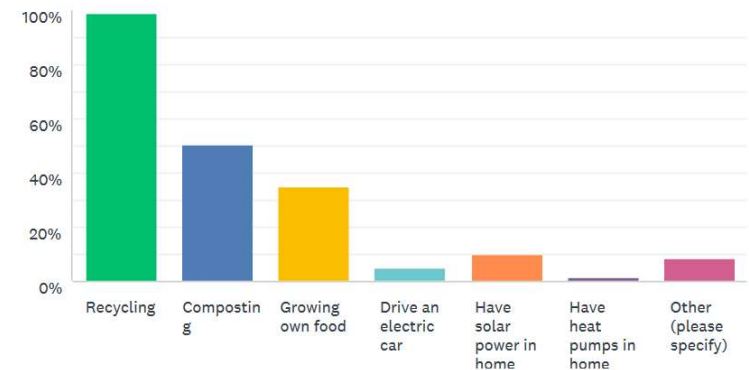
Answered: 954 Skipped: 51



When asked about environmental activities undertaken personally, again recycling was almost universal at 99%. Other activities were much less common, with only composting achieving more than 50% support. However, given that growing one's own food may not be practically feasible for all respondents, 35% - more than a third – is a notable finding.

Which, if any, environmental activities do you personally undertake? (Tick all that apply)

Answered: 969 Skipped: 36



1.2. Qualitative Findings

There were relatively low levels of additional comments made by respondents on both other environmental initiatives they would like to see locally (5%) and on their own other environmental activities (8%).

Comments around local and personal initiatives are predominantly transport related – about walking, cycling and cycle paths, cars and public transport use.

Theme 2 – The High Street

2. The High Street

2.1. Quantitative Findings

Several questions pertain to the High Street. The first of these is about what kinds of housing development villagers feel would be acceptable. While 94% would accept development on Brownfield sites, only 7% would accept any new development in the High Street.

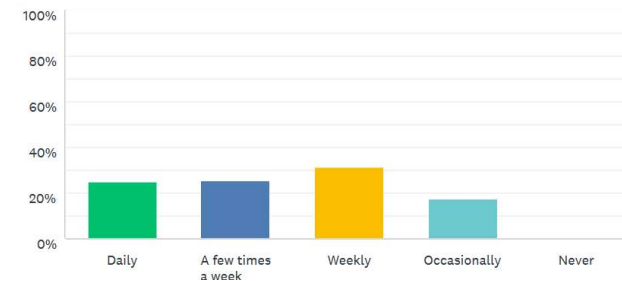
The importance of the High Street is also seen in answers to Q15: places that define the character of the village. The High St. and The Common/woods both received the highest level of endorsement at 96% each.

The High Street is used and used regularly by Kings Langley residents. Over half the respondents use it for shopping either daily or several times a week. A further 32% use it weekly. Less than 20% never or only occasional use it for shopping.

In addition, over 50% of the village use the high street to socialise once a week or more and over 70% of respondents use the monthly local produce market either every month or occasionally.

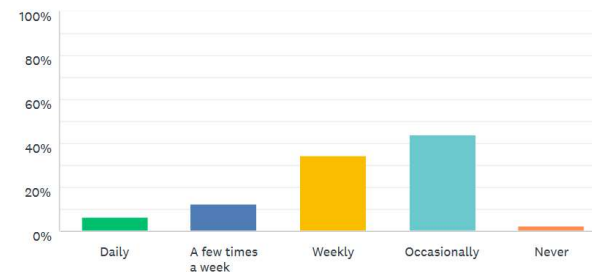
How frequently do you visit Kings Langley High Street to shop? (Tick one of the following)

Answered: 966 Skipped: 39



How frequently do you visit Kings Langley High Street to socialise - e.g. to use the coffee shops, cafes, pubs and restaurants? (Tick one of the following)

Answered: 966 Skipped: 39

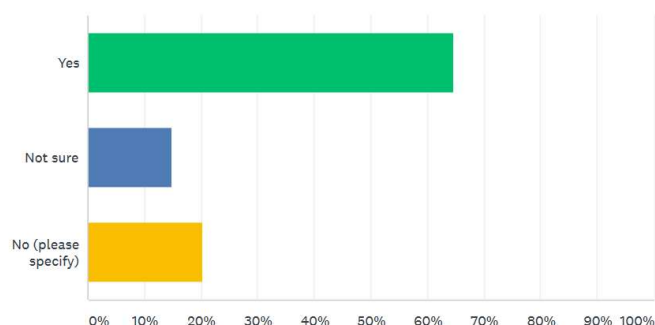


Theme 2 – The High Street

Regarding the balance of shops and restaurants on the High Street there was a lower level of endorsement. 65% were happy with it but 35% were either unhappy with the balance or not sure. (We return to this issue in the summary of qualitative findings.)

Is the balance of retail shops, restaurants, coffee shops and other services appropriate for the High Street?

Answered: 958 Skipped: 47



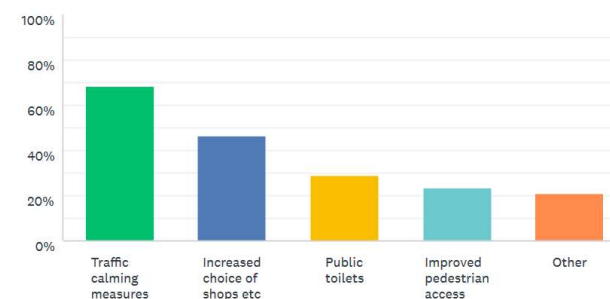
Question 22 asked what measures would encourage people to visit the high street more often. Given the already very high usage of the high street, answers to this question should perhaps be seen as indicating improvements people would like to see rather than measures that would necessarily greatly increase use.

68% would like to see traffic calming measures and 23% would like better pedestrian access through wider pavements and improved crossings. Overall, traffic and pedestrian friendliness represent the biggest issues around use of the high street, followed by facilities and the balance of shops.

It is also worth noting that nearly a third of respondents mentioned the lack of public toilets and that 21% made other comments and suggestions – which will be returned to in the qualitative section.

We have the opportunity to improve the High Street for local people. What would encourage you to visit Kings Langley High Street more often? (Tick all that apply)

Answered: 920 Skipped: 85



2.2. Qualitative Findings

A number of comments were made throughout the questionnaire and although, by nature, there were lower levels of unprompted response than for closed questions, it is notable that 'The High Street' features as one of the most prominent themes in these comments.

Question 14 lists several factors in defining the character of the village. The high street is not among the options given. Nevertheless, 50 respondents added in their own key factors and, of the words 'village', 'high street' and 'shops' were the most frequently used.

Theme 2 – The High Street

There is a generally held fondness for the High Street expressed in a number of comments such as this:

"It is the reason we moved here. We love that most of the shops are independent and use them all as often as we can."

Looking again at Q21, regarding the balance of shops and cafes in the high street, some 35% of respondents were either not happy or not sure that the balance is right and their comments are worth noting. By far the most common comment was that the high street needs a bakery – 66 out of 195 comments mentioned this. The next most common comment was for more restaurants with 39 mentions, 11 for a Chinese restaurant specifically, a grocery/green grocer with 24 mentions and 18 on the need for a bank. 15 respondents commented that there are too many estate agents.

*"Shops needed that enable locals to shop locally – e.g. bakers, greengrocers."
"Could do with less gift shops and more restaurants that are not Indian. Plus a bakery!"
"3 estate agents, 4 chic shops, 2 Boots! "*

Q22 asks for suggestions to improve the high street and, in addition to the quantitative findings above, 21% offered their own unprompted suggestions and again, a bakery, greengrocer and better parking were among the most frequently mentioned:

post office reduce areas often pedestrian driving end high street bakers shop high st junction
spaces Rose Crown end parking spaces also time sometimes
Better parking longer need store Better pass traffic green grocer
high street crossings parking produce shop available
car
parking traffic calming bakery church lane use open car remove
parking high street outside improve Crown end high pavements pubs Easier
free
places greengrocers especially parking Lane narrow bank

The importance of traffic and parking problems is also evident in the further comments to Q24 regarding the High Street. It is notable that almost half of all respondents added their own comments in this question, showing the strength of feeling and level of engagement. Of these 473 responses 75 mentioned parking issues, 73 mentioned traffic or congestion.

"It's a lovely high street but is ruined by the constant traffic queues caused by parking on both sides of the road. Nobody likes to sit and have a coffee outside just to watch traffic jams and breathe exhaust fumes!"

Theme 3 – The Character of the Village

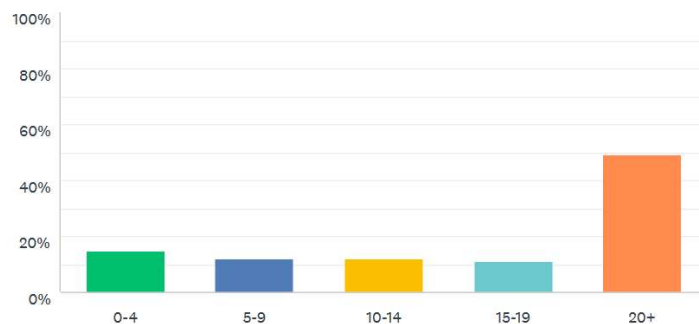
3. The Character of the Village

3.1. Quantitative Findings

The slightly older bias of the survey sample and fact that nearly 50% of respondents have lived in the village for 20 years or more are likely to give greater emphasis to certain aspects of village character, such as preservation.

How many years have you lived in Kings Langley?

Answered: 994 Skipped: 11



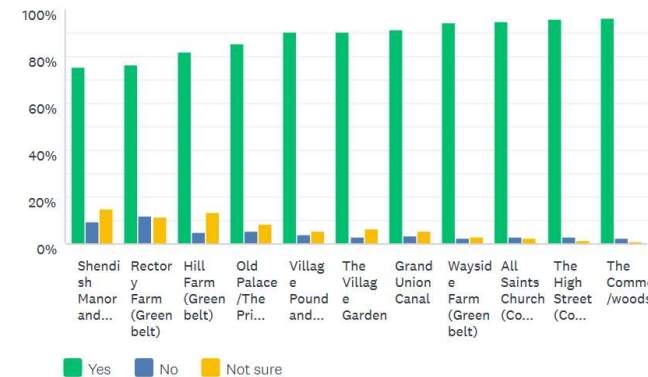
Question 13 asks which places are important in defining the character of the village. All of the places listed get a high level of endorsement (none less than 75%) suggesting some level of refusal to consider any one place in the village as less important than any other. Nevertheless, there is still some variation, showing that while all are 'equally important' some are 'more equal than others'.

The importance of the High Street has already been discussed and it is seen here again, equal with the Common and woods as the most endorsed place to define the village character. Wayside Farm and The Grand Union Canal are two other

'iconic' village places, along with All Saints Church. Shendish Manor, Rectory Farm and Hill Farm all get slightly lower levels of endorsement – possibly simply because of geography and how much respondents come into contact with them.

Are the following places important in defining the character of the village? (Please tick as many as you wish)

Answered: 975 Skipped: 30



Question 14 asks about other factors that are important in defining the character of the village. Again there is a high level of endorsement for all the options, but two, the sense of community and the proximity of open space, are key, with 96% and 98% endorsement:

3.2. Qualitative Findings

The main source of qualitative findings on the character of the village come from Questions 17, 24 and 40 which ask for comments about developments, eyesores and comments about the high street or other general views. Since these are entirely open-ended questions, a key point to note is that 476 respondents (i.e. nearly half) had views they wanted to express

Theme 3 – The Character of the Village

on 17, 473 answered Q24 and 321 answered Q40. This indicates an encouraging level of engagement with matters regarding the character of the village, with eleven respondents specifically mentioning character within Q24 and twelve within Q40.

The general feeling seems to be that there needs to be preservation of the older architecture, avoiding permission being granted for buildings that do not fit in with the historic nature of the village. There is quite a strong sense of simply liking the village as it is and not wanting it to change.

“Keep the old look. No excessive modernisation.”
“Friendly, cosy, keep it like that”
“Keep it as it is.”
“Don’t knock down old houses and replace with new as in Vicarage lane.”
“Make sure everything blends in with the old character of the village.”

Litter is mentioned frequently. The loss of public loos, likewise. Yarn bombing has fans and foes!

Villagers are generally very much against more development on greenbelt land and are fearful of losing the distinct identity of K.L. versus surrounding towns:

“The village should stay separate from surrounding villages and towns. No more planning permission!”
“If this continues KL will merge into Hemel and Watford. We need to give our future generations the experience of a community and open spaces.”

There is a strong sense that both traffic and congestion are having a negative impact on the character of the village.

“Horrors of traffic. Difficulty of getting out of village to M25.”
“Main London Rd between KL and Apsley is already heavily congested in rush hour.”
“Oppose any development that would bring even more traffic.”

Theme 4 – Recreation Facilities

4. Recreation Facilities

4.1. Quantitative Findings

Q32 – Q35 ask about the provision of sports and recreational facilities in the village. Q34 is specifically about children's playground facilities.

It is fair to say that this is one area of village life where levels of positive endorsement are generally lower than for others. Q32 asks if the facilities in the parish are adequate and only 46% answer 'YES'. 54% are unsure or think the facilities are inadequate. Q33 asks if facilities are sufficiently available outside of school hours and, again, 41% answer 'NO'.

Perhaps of particular concern is the provision of children's playground facilities. In Q34 only 35% of respondents answer that they are adequate.

Q35 asks how often respondents make use of recreational facilities in the village. While nearly 30% use daily or weekly, 70% either never use or use only occasionally. Although there is no direct conflict, it is worth contrasting this apparent lack of involvement with the 78% of respondents who, in Q14, cited the wide number of voluntary activities as key to defining the character of the village.

Q36 asks if the opening hours and services of the village library are adequate. 45% answer 'YES' and, as with playground facilities, the large number of 'Not Sure' answers (47%) might just indicate those who do not use the library. The 8% who answered 'NO' generally simply wanted it to be open more, especially in the evenings to make it accessible for workers. Not all appeared to be aware that it is now run by volunteers,

but there were also a number of very positive comments, appreciative of the volunteers' efforts.

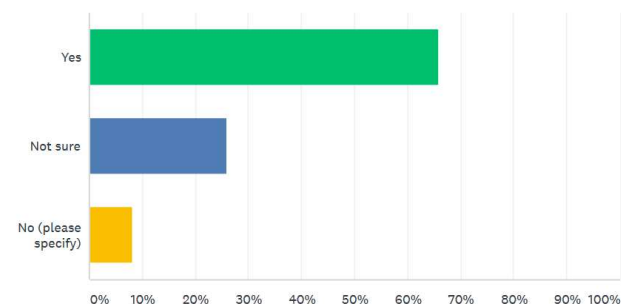
"Great that we have volunteers to run it."

"The volunteers are doing a fantastic job. If they could more that would be wonderful."

Q37 and Q38 ask about local news coverage and responses are generally positive.

Do you consider that local news coverage of the parish is satisfactory?

Answered: 928 Skipped: 77



Villagers keep up with local news using a wide variety of sources. Free newspapers (86%) and local notice boards (53%) are the most popular, but local social media is also used by 51%. Less than 1% claim not to be interested – again, indicating a very engaged local community.

How do you keep up with the local news? (Please tick all that apply)

Source of information	Percentage
Purchased local... (likely local newspapers)	15%
Free newspapers,...	85%
Local radio	12%
Social media	50%
Web sites	30%
Local notice boards	52%
Word of mouth (gossip)	28%
Not interested	1%

Among those who answered that the recreation facilities in the village are not adequate, there are four very clear gaps:

40 mentioned the lack of swimming pool

21 mentioned the need for children's playgrounds

19 mentioned the lack of tennis courts

16 mentioned the lack of a gym

play
parks Kings Langley pool Disappointed nothing poor sports facilities available
enough open kids Lack children young people better local gym
playgrounds space gym area tennis courts centre
swimming pool made need older sports people
facilities activities school great use See village missed park
basketball allotments recreation club swimming pool replace local football club
young children older children tennis teens play area

The same issues of swimming pool, tennis courts and playgrounds also dominate comments to Q33 about recreation facilities outside of school hours.

Q34 asks specifically about children's playground facilities. It is worth bearing in mind that the loss of swimming pool and tennis courts are regarded as the loss, not just of recreation facilities but of key *children's* (especially older children) recreation facilities and it is older children that most of the comments apply to.

Theme 4 – Recreation Facilities

The lack of playgrounds or youth facilities leads to a comparison with the provisions in Abbots Langley, which are widely considered far superior. (The sense of 'loss' is important here – villagers are aware, not just of not having a pool, but of having lost one!)

"Nothing for pre-teen age group"
"Nothing for older children. Parks in Abbots much better."
"No provision for teenagers to hang out somewhere safe."
"I use the playground with my 7 year old grandson. It was fine when he was small but he's outgrown it."
"My children spend their time in Abbot's parks because there's nothing here."
"The loss of the pool was a tragedy."

Finally, regarding local news coverage, although it is generally seen as adequate, this is not universally so and the negative comments on this topic are more vociferous than most. In particular, the journalism of MyKingsNews and especially its coverage of issues at the Steiner School is criticised.

"MY Kings is so negative and sensational. I don't want to receive it any more."
"Somebody should help My Kings improve their reporting about the Steiner School."
"My Kings News is sometimes distorted, akin to gutter press – not pleasant or friendly."

On the other hand, The Village News (though still often referred to as The Villager') tends to receive more plaudits.

"The Villager is great. My Kings News is dire."
"The Village News is great."
"Monthly Village News would be good."

Theme 5 – Traffic and Congestion

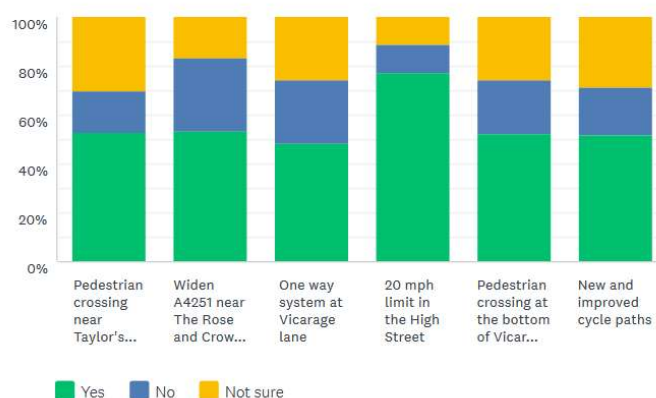
5. Traffic and Congestion

5.1. – Quantitative Findings

There was strong support for the suggested improvements within the Parish, with strongest support for a 20mph speed limit within the High Street.

What improvements would you like to see in the parish?

Answered: 936 Skipped: 69



The car is a major part of people's lives with 87% of respondents being the main driver on one or more vehicle. These cars are typically (72%) kept on a driveway overnight and most journeys (53%) between 06:30 and 09:30 are by car.

5.2. Qualitative Findings

Q23 asks for suggestions on how to improve parking on the high street. This summary does not set out to present possible solutions, as that is for a future stage. It is worth noting however, that 727 out of 1005 resident respondents did offer their own suggestions, indicating a very high level of concern and engagement in this issue.

One definite trouble spot is clear – The Rose and Crown was mentioned in no fewer than 240 of all these comments, with a further 48 referencing All Saints Church/Church Lane; and 34 referring to the 'pinch point' at that end of the high street, with a need to widen the road, or to remove parking on at least one side of the road. Some suggestions referenced the potential to use the Rose and Crown car park as a public car park.

100 responses refer to allowing parking on one side of the high street only; either in specific places (as above) or throughout.

48 responses referred to the Nap; split between increasing signage to the car park and increasing the size of the car park; including using the grass verges and creating a multi storey car park if necessary. Similar suggestions were also presented for the 42 responses referencing Langley Hill Car Park.

There was some support for enforcing parking rules; 18 responses referenced charging for car parks and 57 endorsed some level of enforcement of time limits (either existing or new).

Theme 5 – Traffic and Congestion

The issues mentioned in Q23 recur in question Q25. In addition, of the 835 responses, 135 refer to congestion and 117 traffic. Parking issues in the High Street and near the Rose and Crown are frequently mentioned, and congestion towards the M25/Watford in the morning rush hour is mentioned 46 times.

Vicarage Lane is mentioned 133 times across three answers, from the perspective of cars having difficulty accessing the High Street and the crossing being dangerous for pedestrians, with congestion a particular issue at school drop off/pick up times. Suggestions included adding crossings, a mini roundabout, and one-way system.

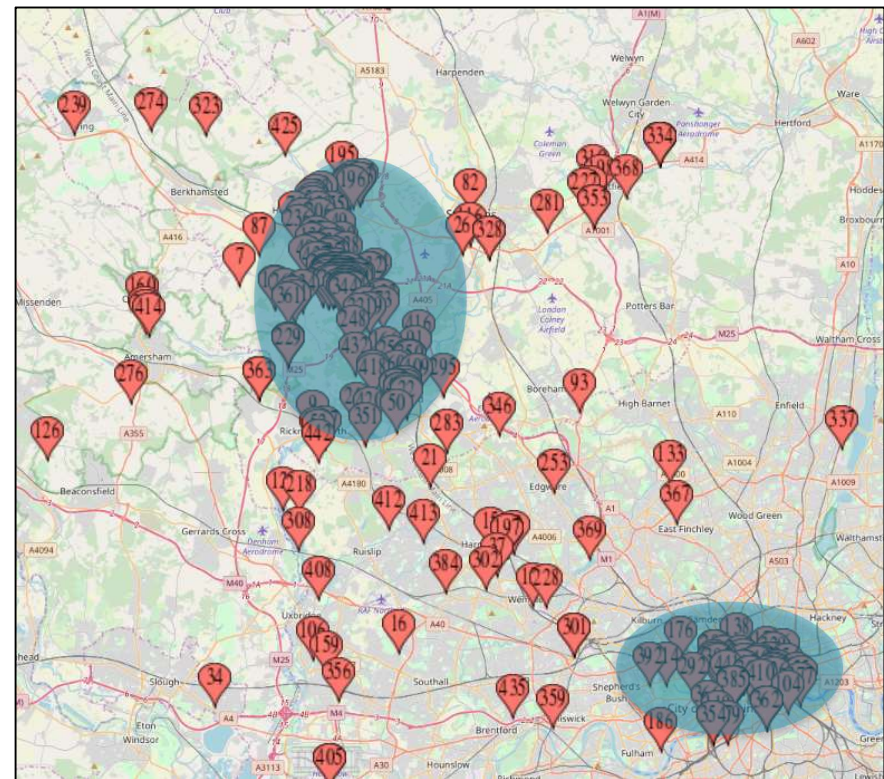
Langley Hill elicits similar themes and is mentioned 89 times across three answers.

Red Lion lane is mentioned 70 times

All three are clearly sources of great annoyance to villagers.

There were 664 responses to Q27, of which 115 were N/A, retired, varies and other un-analysable responses. Of the remaining 549, a picture emerges showing a majority of destinations in two main clusters: the local Hemel Hempstead/Watford area and London. Based on the responses to Q28, approximately 70% of these journeys are made by car. Kings Langley is sometimes thought of as 'London commuter village' but this picture suggests a greater focus on employment within a ten-mile radius of the local area

Note that the number of commutes within Kings Langley is likely to be overstated from respondents entering their home address, either to designate working from home or as an alternative to 'not applicable' type responses.



Similar themes emerge in Q31, although 46 mentions of trains were noted; including high cost, over crowding, lack of frequent service. Lack of parking at the station in peak times was also noted along with multiple suggestions to run a shuttle bus to reduce the need or car journeys and/or parking.

Similarly, buses were mentioned 31 times, with cost being a barrier to wider use. Shuttle buses suggested for the station and schools to reduce congestion, as well as services through to Heathrow airport.

Theme 6 – Future Development

6. Future Development

As with all the themes covered in this summary report, the purpose here is to present the findings of the Parish Plan Survey, not to make specific recommendations or draw firm conclusions. In the case of development in particular, it must be stressed that these findings are just one source of information and that much further work, including a formal Housing Needs Assessment will be needed.

6.1. Quantitative Findings

As already detailed in previous sections, there is an overwhelming desire for Kings Langley to remain a village and for any new development to be confined to Brownfield and existing employment sites rather than for it to encroach onto Greenbelt.

To better understand the kinds of development villagers would like to see, it is helpful first to consider the kind of established housing base respondents already represent. It has already been noted that almost 50% have lived in the village for more than 20 years and that there is a certain tendency towards a 'Don't change it!' attitude.

84% currently live in a house and 83% expect to be doing so in 3 years time.

Indicate your current accommodation circumstances and what you anticipate them to be in three years time. (Please select an option from the drop down boxes)

Answered: 1,000 Skipped: 5



Theme 6 – Future Development

These are typically quite large houses – nearly 50% have 4 bedrooms and over 80% have 3 or 4 bedrooms.

How many bedrooms does your accommodation have? (Please select an option from the drop down boxes)

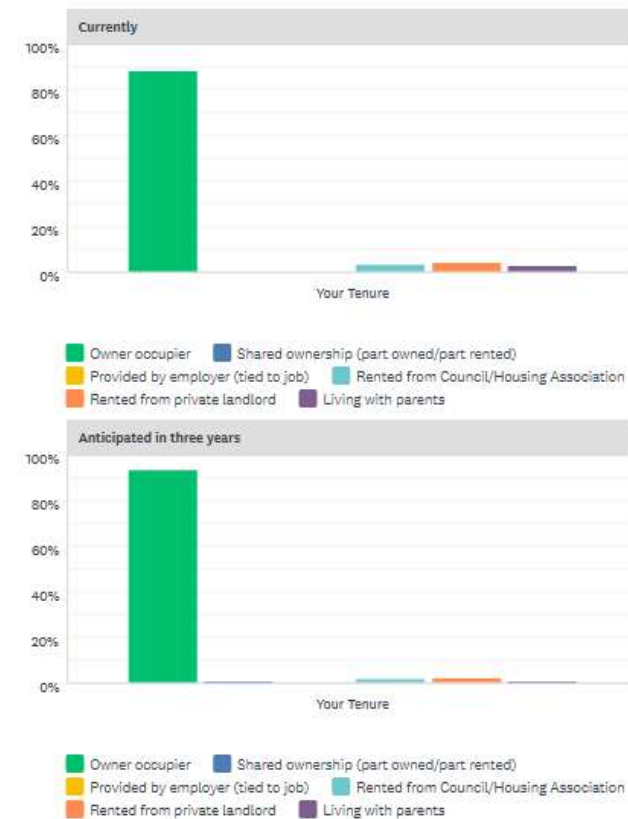
Answered: 999 Skipped: 6



The vast majority are owner occupiers (89% currently and 93% anticipated in three years' time).

What kind of tenure do you have? (Please select an option from the drop down boxes)

Answered: 1,002 Skipped: 3



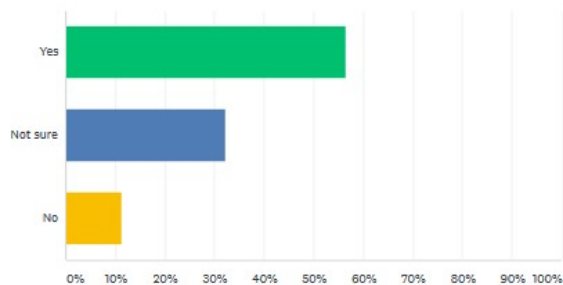
Theme 6 – Future Development

This then, is a very stable, relatively affluent sample and village demographic. However it would be wrong to characterise Kings Langley as a ‘museum’, resistant to change or immune from insecurities.

Firstly, there is a relatively high level of uncertainty from respondents about whether they could find alternative accommodation in the village. In Q8 56% expressed confidence that they would be able to find a home that meets their needs. 32% were not sure and 11% said they would not be able to.

Would you be able to find a home that meets your anticipated needs within the parish?

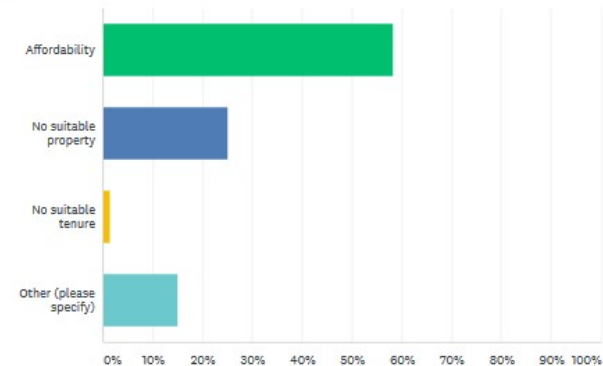
Answered: 969 Skipped: 36



The biggest reason given for this among the 327 who answered was ‘Affordability’ cited by nearly 60% (191) and by several others in comments under ‘Other’.

If you are not able to find a suitable home within the parish, please tell us why not

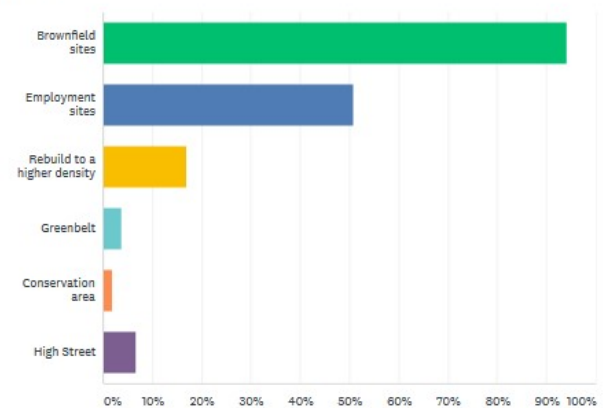
Answered: 327 Skipped: 678



Secondly, although villagers are against development on Greenbelt, they are not against development per se. Almost 95% would find development on Brownfield sites, and over 50% on existing employment sites, acceptable.

Would new housing developments be acceptable if they were built on the following sites? Tick your preferences from the following.

Answered: 956 Skipped: 49

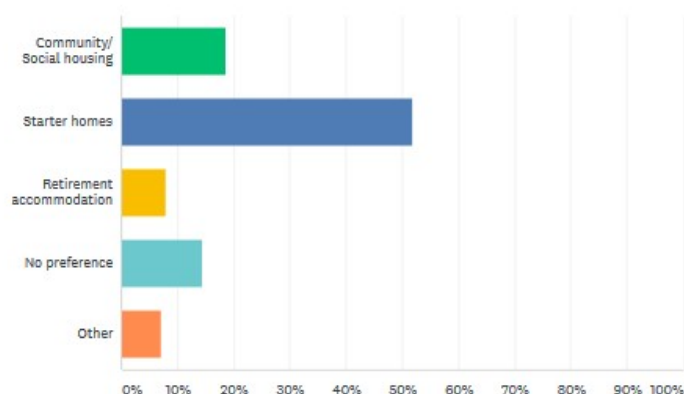


Theme 6 – Future Development

Nor are villagers thinking principally of their own needs when they consider development priorities. Only 8% would prioritise retirement accommodation for local people. By far the biggest endorsement at 52% is for local young people needing starter homes. (Albeit, this figure could indicate a concern for children and grandchildren.)

Who should new housing prioritise? Tick one from the following.

Answered: 963 Skipped: 42



6.2. Qualitative Findings

There is little additional qualitative information about Development and it is worth noting that of the 499 respondents who would choose to prioritise starter homes for young people, only 64 were under 35 years old themselves. We will consider how young people themselves see their future in Kings Langley in the next section.

The actual housing needs of the village are not necessarily the same as the perceived housing needs of the village.

One qualitative dimension to peoples' views on development worth highlighting again though, is that much of what villagers are concerned about is not new building as such but the potential loss of village character and distinctive village boundaries. This was one of the dominant themes in comments on 'Village Character'.

"The fact that the village does not blend into the next village."

"Keeping as a village, not an extension of Hemel Hempstead."

"To extend KL would simply merge it as suburb of Watford or HH."

"It remains a village not a never ending sprawl of flats."

"Not physically part of Hemel, Watford or Abbots Langley but separated by Greenbelt."

Theme 7 – Young People

7. Young People

Background and Context

10% of the respondents to the residents' survey were under 35 and several topics touched on concerns by or about young people in the parish. The sections of this report on Recreation Facilities and on Future Development both point to important factors for youth and young adults in Kings Langley.

In addition, and in order to assess where there are significant differences of priorities or views between young people and others, Kings Langley School designed and commissioned its own survey among pupils aged 16-19.

There is relatively little qualitative information from the school students' survey (and what there is tends to be sarcastic, though very witty and entertaining!) so this summary focuses on key similarities and differences between the students' views and those of older residents.

Taking each of the main themes in turn, students' answers are compared with the results of the main survey.

Sustainability

92% of students say that they personally undertake recycling and 91% say that they would like to see this introduced as a sustainability initiative in the Parish. The figures for the main survey were 99% and 87%, respectively.

With the exception of one respondent who volunteered 'SLEEPING' as an energy saving initiative, there were fewer suggestions and comments from students than may have been

expected, given the high level of commitment to the environment among the young.

The High Street

32% of the young people who completed the survey say that they visit the High Street daily. The figure is 25% for adults.

37% of students were unaware that Kings Langley High Street holds a local produce market each month. 69% never visit versus only 28% adults who never visit. Anecdotally, it is clear that many students visit the High Street daily during lunch break and that is their principal usage. The High Street may be one of the key defining features of the village for both but it would be wrong to assume that what it means for students and adults is the same.

Approval of the balance of shops and cafes on the high street is similar among students; 69% versus 65% in the main survey.

Likewise, 61% of students agree that traffic or congestion calming measures need to be put in place in order to improve the High Street for local people. The figure is 68% for adults.

The Character of The Village

The most important sites in defining the character of the Parish for young people were similar to those in the main survey – The High Street, The Common and woods. For students the Canal was also deemed very important but the Village Garden and All Saints Church less so.

As for the main survey, the sense of community and the proximity to open space were considered the most important

Theme 7 – Young People

factors in defining the character of the village; the history of the parish and voluntary activities less so.

Recreation Facilities

12% of students say that the present sporting, allotment, recreation and community facilities in the Parish are inadequate and a further 47% answered 'not sure.' These figures are broadly in line with the adult survey and again suggest that recreation facilities are an aspect of the parish that both older and younger residents feel need some attention.


One of the more significant discrepancies between the younger and older respondents is that 63% of students say they never make use of the Parish's sports, recreational and community facilities, compared with just 31% of adults who never use. There may be a number of reasons for this but one implication may be that, while recreation facilities are generally lacking in the parish, they are particularly lacking for young people. As in the main survey there were a number of mentions of a swimming pool, tennis and other courts, along with an astro-turf.

Only 7% of students say they regularly use the library. 84% do not, which seems a pity but may simply reflect a lack of need. (Slightly worryingly, nearly 9% of students claim to not be sure whether they regularly use the library, but whether they mean they are not sure if they use it or are not sure if it is the library remains uncertain.)

For local news coverage, 54% of young people say they keep up to date with local news via social media. This compares with 51% for adults so is broadly in line. The big difference between

younger and old adults use of news media though is in readership of local free newspapers. 86% of adults use the free newspapers but only 49% of young adults do. Likewise 53% of adults use the local noticeboards but only 16% of students use them. This may reflect different media usage but it may also reflect a generally lower level of interest in local news among students. For instance, note that 19% of students simply answered that they were not interested in keeping up versus less than 1% of adults. Also, students chose not to have a 'word of mouth' option on their answer to this question, whereas for adults 'word of mouth' was considered a key source of local news by 28%.

Perhaps, as one student commented, it is a combination of both media and interest:



"The Parish should make more use of social media and publicise news which will help engage younger people in local affairs".

Traffic and Congestion

66% of students favour a pedestrian crossing at the bottom of Vicarage Lane The figure is 53% for adults.

57% of students would like improved cycle paths in the Parish. Again, a slightly higher priority than for adults (52%).

Theme 7 – Young People

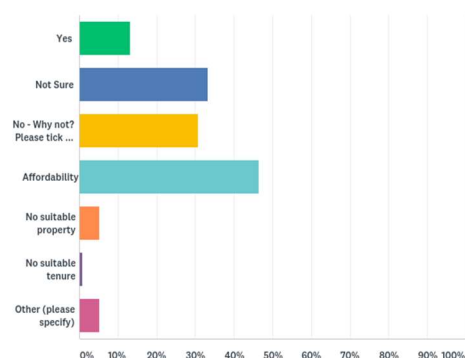
84% of students say that they see themselves owning a car in the next 3 years. 86% of adults own at least one car, so it looks like if mum and dad have a car, the kid wants one too!

There were a number of comments about failings in the local bus services – frequency, cost and reliability. This was also a recurring theme in the main adult survey as well as several requests for shuttle bus services to the station and schools. As with the adult survey, congestion, traffic in the high street and the school run, were widely commented on.

Future Development

Only 13% of young people say that they will be able to find a home in the parish in the foreseeable future. 33% are not sure and 31% do not believe they will be able to. 46% of them cite affordability as the reason. While there was much greater confidence about this in the main adult survey, even there 43% also answered No or Not Sure to this question and Affordability (58%) was also the biggest issue for them.

Q2 Do you see yourself being able to find a home to meet your anticipated needs, within the Parish, in the foreseeable future?



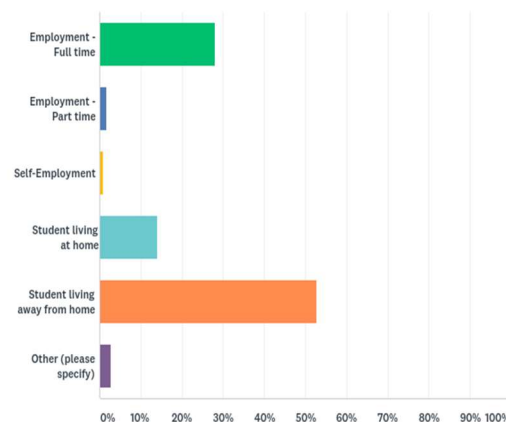
77% of students who completed this survey believe that despite huge development pressures, Kings Langley should remain a village.

This compares with 95% in the main survey, although lower, it's still a strong sentiment, but points to a lower commitment to 'preservation' among the young.

41% of students feel that new housing should prioritise local young people needing starter homes. The figure is 52% in the adult survey – so both groups are aligned, but again, there is perhaps less enthusiasm for housing young people in the parish among young people themselves, than among their parents!

To some extent, of course, this has to be seen in the context of students' own future plans. 53% of them expect to be students living away from home when they leave school.

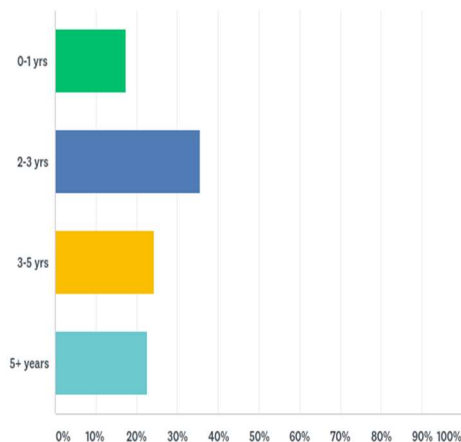
Q3 What are your career intentions when you leave school? Please tick one of the following



Theme 7 – Young People

And 53% of young people anticipate living at home for 3 years or less.

Q4 For how much longer do you anticipate you will be living at home?



74% of students said that new housing developments would be acceptable if they were built on brownfield sites. The figure was 94% in the adult survey – so there is a general alignment although strength of feeling differs. The student respondents showed a greater general willingness to develop across a variety of different types, including 12% willing to accept development on Greenbelt and 17% in the High Street. Again, there is a lower level of commitment to 'preservation at all costs' among the younger population.

Final words from students.

The students of Kings Langley School took time out of their studies to design and complete their own Parish Plan Survey. While there are some understandable differences in emphasis, their views are generally, and perhaps surprisingly, in line with those of the older adults.

As a Thank You to the students, this summary of main themes concludes with a couple of comments from them, when asked if they had anything further to add at the end of the survey:

"Need the pool back and housing for new young people"

"Big up fish and chip shop my guys!"

".....NAH"

Appendices

The following pages are presented as appendices to the main report.



**Parish Plan Survey Summary – Kings Langley Village Life
Executive Summary of Quantitative Data**

Survey period: Jan 10th –Feb 17th. Over 1,100 responses, with the majority (1005) completing the Main Residents' Survey (Total 2017 village poll electorate: 4083.)

1) Character of the Village

95% want KL to remain a village with 96% valuing the sense of community
95% reject building on Greenbelt, but 95% accept need to build on Brownfield
The proximity of open space was regarded as a key-defining characteristic by 98%
All of the following were supported by over 90% as defining the character of the village:

The Common and woods	96%
The High St	96%
All Saints Church	95%
Wayside Farm	95%
Grand Union Canal	91%
Village Garden	90%
Village Pound	90%

2) Attitudes To Development

52% would prioritise starter homes for local young people
19% would prioritise community/social housing for local people
44% were not sure they could find suitable accommodation in KL in the future and of them,
59% cited affordability as the main reason.

3) The High Street

83% use the high street to shop once a week or more
54% use the high street to socialise once a week or more
73% shop at the local produce market on the high street.
65% are happy with the balance of shops and restaurants on the high street

4) Traffic and Parking

69% want traffic calming/reduced congestion in the high street
78% want a 20 mph speed limit in the high street
54% want a solution to the 'pinch point' at Rose and Crown with 300 unprompted mentions.
Over 50% support for pedestrian crossings at Vicarage Lane and Taylors Tools and for improved cycle paths.
280 unprompted mentions of parking problems on Red Lion Lane

Next Steps

Further analysis
Analysis of student and business survey results
Analysis of qualitative responses
Focus groups on key issues
Housing Needs Analysis (circa £2000)
Leading to formal recommendations by Summer 2019



Local Business Questionnaire Executive Summary

16 local businesses responded to the survey, 14 with WD4 postcodes and 2 with HP3. They were from four sectors – Retail 7, Professional Services 7, Health & Welfare 1, and Car Restoration 1. Whilst representing a only small sample of businesses operating in KL, their importance to the community is indicated by the following information about their businesses:

- most of these businesses have operated in KL for 6 or more years, none planned to move away in the foreseeable future, and 15 of the 16 said their premises was adequate for their needs.
- Between the 16 businesses, they employ 72 Full & P/t staff, and 15 of the 16 businesses stated they had no problem recruiting staff locally. Of the 72 staff, 35 live in KL, 18 live inside and 19 live outside Dacorum Borough. This emphasises the importance of encouraging local businesses to set up and run in KL.

Parking - The business owners and their staff use a mix of public and private car parks and on road parking during the day. There were no parking arrangements offering electric charging points, nor were any business owners aware of any future plans for their instalment. Car parking was the most common issue raised by businesses regarding trading in KL (seven mentions).

The High Street - Asked if there were other initiatives the Parish Council could introduce to increase footfall in the High St 3 businesses said no, and four weren't sure. Of the 8 who responded 5 mentioned better parking controls and spaces.

Of the Parish Council initiatives they would support to improve the High St, the top three were, - Traffic calming measures to reduce congestion (supported by 9 businesses); an increased choice of shops (supported by eight businesses) and new WC's (supported by seven businesses).

Telecoms/Broadband -11 of the businesses were content with their broadband access, whilst 5 said it did not meet their needs. 12 of the businesses said their businesses were not affected by limited telecoms access or poor signal, two were unsure and two said their businesses were affected.

Improvements to the Parish

The top three multi choice options were – 1. A 20-mph speed limit in the High St. 2. Widening the A4251 at the Rose & Crown. 3. One-Way System at Vicarage Rd.

The Local Market - 11 businesses said they do support the local monthly market; 4 were not sure. None objected to it.

Appendix 2: Local Business Questionnaire Results Executive Summary

Other comments about the High Street

'Love the local independent businesses there'

'The pavements are too wide, uneven and poorly lit'

'Raised areas to slow traffic. Love the yarn bombing so more decoration/ flowers would be useful'

'I love the High St. It has a great community feel. Xmas lights event is great. I feel the biggest threat to the feel of the High St is the possible expansion of housing overwhelming the infrastructure' - 'I love the Market but feel sorry for the shops who sell the same produce'

Character of the Village - 12 businesses said KL should remain a village, two were 'not sure' and only one said No. Asked if preserving the character of the village was important to their business 14 businesses said it was important and only one said it wasn't.

Sustainability –13 said they supported recycling, 6 supported saving energy, and 3 saving water.

Other comments regarding commercial issues in the Parish Plan

'Kings Langley is a great village and needs to stay that way. Having a motorway service station on our doorstep will increase congestion, air pollution and spoil the lovely countryside around us'

'I know as a business I should welcome an influx of residents to the area, but customers enjoy coming here as it's a pretty village High St. The road structure around here won't be able to sustain the growth. It's a ridiculous idea to have a service station here'

'No commercial recycling offered for our waste'

'It would be more effective and efficient if as a Parish we took control of our own waste collection, draining maintenance, and parking control'

Appendix 3: Main Residents' Questionnaire

Main Residents' Questionnaire



Kings Langley Parish Council
Charter Court
Vicarage Lane
Kings Langley
WD4 9HS

Dear Kings Langley Residents,

A year ago a meeting of 800 of us followed by a village poll showed that 99% of villagers were against any loss of green belt land. We were very clear about what we DON'T want. Now it's time to start discussing what we DO want – and that discussion begins here with your answers to this survey.

The Parish Council is developing a Parish Plan. For this to become a plan that really works for the whole village we need your input at this first stage.

Could you please spare us 10-15 minutes to fill in this questionnaire? We are trying to gather as much evidence as we can from the views of our residents in Kings Langley today. The information will enable us to influence the future of the Parish through a formal Parish Plan. There is a separate questionnaire for under 18s and village businesses.

There may be questions that do not apply to you, or ones you do not have a view on; don't worry, we don't expect you to feel obliged to answer them all.

The information gathered will form the basis of a comprehensive Parish Plan that will be used during these times of severe development and financial pressures and for many years to come. Your input is vital. Please encourage as many members of your family, friends, and neighbours to complete it. The greater the number of respondents, the greater the influence the Parish Plan will have on the future of development in our Parish.

This is your chance to have a say about the future of your village. Please don't miss the opportunity to tell us what you think.

By filling in the questionnaire the information you provide will be held securely and not used for any other purpose than developing the Parish Plan. There is a free prize draw to thank you for your time and details of this can be found at the end of the questionnaire.

This survey can be completed online at www.klpp.co.uk and further hard copies can be obtained from the Library, the Parish Council Offices and Dallings.

Please can you ensure that all completed surveys are returned online or paper copies to the Library, the Parish Council Offices or Dallings by 31 January 2019.

We would also like to take this opportunity to thank Jeremy Wilkins and Clements Estate Agents for arranging the printing of this questionnaire.

Thank you,

John Morrish
Kings Langley Parish Councillor
enquiries@klpp.co.uk

Appendix 3: Main Residents' Questionnaire

1. About You and Your Accommodation

This section is about you and your current and future accommodation needs.

1.1. What is your age:

- | | | |
|----------------------------------|----------------------------------|----------------------------------|
| <input type="checkbox"/> 19 – 24 | <input type="checkbox"/> 45 – 54 | <input type="checkbox"/> 65 – 74 |
| <input type="checkbox"/> 25 – 34 | <input type="checkbox"/> 55 – 64 | <input type="checkbox"/> 75 + |
| <input type="checkbox"/> 35 – 44 | | |

1.2. For how many years have you lived in Kings Langley?

- | | | |
|--------------------------------|----------------------------------|-------------------------------|
| <input type="checkbox"/> 0 – 4 | <input type="checkbox"/> 10 – 14 | <input type="checkbox"/> 20 + |
| <input type="checkbox"/> 5 – 9 | <input type="checkbox"/> 15 – 19 | |

1.3. Home postcode: — —

1.4. Please indicate your current accommodation circumstances and what you anticipate them to be in three years' time? *Please tick one in each column, in each table*

Accommodation Type	Current	Three Years' Time
House		
Flat/maisonette		
Bungalow		
Caravan/mobile home		
Other, <i>please specify</i>		

Number of Bedrooms	Current	Three Years' Time
Number of Bedrooms		

Tenure	Current	Three Years' Time
Owner occupier		
Shared ownership (part owned, part rent)		
Provided by employer/tied to job		
Rented from Council/Housing Association		
Rented from Private Landlord		
Living with Parents		
Other, <i>please specify</i>		

1.5. Would you be able to find a home that meets your anticipated needs within the Parish?

- | | | |
|------------------------------|---|---|
| <input type="checkbox"/> Yes | <input type="checkbox"/> Not Sure | <input type="checkbox"/> No, why not? <i>Please tick all that apply</i> |
| | <input type="checkbox"/> Affordability | <input type="checkbox"/> No suitable property |
| | <input type="checkbox"/> No suitable tenure | <input type="checkbox"/> Other, <i>please specify</i> _____ |

1.6. What is your current employment status? *Please tick one of the following*

- | | |
|---|---|
| <input type="checkbox"/> Employed - Full time | <input type="checkbox"/> Employed - Part time |
| <input type="checkbox"/> Self-Employed | <input type="checkbox"/> Unemployed |
| <input type="checkbox"/> Student | <input type="checkbox"/> Stay at home parent/carer |
| <input type="checkbox"/> Retired | <input type="checkbox"/> Other, <i>please specify</i> _____ |

Appendix 3: Main Residents' Questionnaire

2. **Environment and Future Planning**

This section seeks your views on the Local Environment and Future Planning and Development issues in the Parish

2.1. With the huge development pressures should Kings Langley remain as a village?

☐ Yes ☐ Not Sure ☐ No

2.2. Who should new housing prioritise? *Tick one from the following*

- ☐ Community/Social Housing for local people
☐ Local young people needing starter homes
☐ Local people requiring retirement accommodation
☐ Other _____
☐ No preference

2.3. Would new housing developments be acceptable if they were built on the following sites? *Tick your preferences from the following*

- ☐ Brownfield sites (previously build on land)
☐ Existing employment sites
☐ High rise/existing properties rebuilt to a higher density
☐ Greenbelt land
☐ The Conservation Area
☐ In the High Street

2.4. Are the following places important in defining the character of the Parish?

Greenbelt

Shendish Manor and surrounding land	<input type="checkbox"/> Yes	<input type="checkbox"/> Not Sure	<input type="checkbox"/> No
Rectory Farm	<input type="checkbox"/> Yes	<input type="checkbox"/> Not Sure	<input type="checkbox"/> No
Wayside Farm	<input type="checkbox"/> Yes	<input type="checkbox"/> Not Sure	<input type="checkbox"/> No
Hill Farm	<input type="checkbox"/> Yes	<input type="checkbox"/> Not Sure	<input type="checkbox"/> No

Conservation Area

The High Street	<input type="checkbox"/> Yes	<input type="checkbox"/> Not Sure	<input type="checkbox"/> No
Old Palace/The Priory	<input type="checkbox"/> Yes	<input type="checkbox"/> Not Sure	<input type="checkbox"/> No
Village Pound and Cottages	<input type="checkbox"/> Yes	<input type="checkbox"/> Not Sure	<input type="checkbox"/> No
All Saints Church	<input type="checkbox"/> Yes	<input type="checkbox"/> Not Sure	<input type="checkbox"/> No

Other Areas

Village Garden	<input type="checkbox"/> Yes	<input type="checkbox"/> Not Sure	<input type="checkbox"/> No
The Common/Woods	<input type="checkbox"/> Yes	<input type="checkbox"/> Not Sure	<input type="checkbox"/> No
Grand Union Canal	<input type="checkbox"/> Yes	<input type="checkbox"/> Not Sure	<input type="checkbox"/> No

Appendix 3: Main Residents' Questionnaire

- 2.5. Are the following factors important in defining the character of the Parish?
- | | | | |
|---|-----------------------------------|-----------------------------|---|
| <input type="checkbox"/> Yes | <input type="checkbox"/> Not Sure | <input type="checkbox"/> No | The sense of community |
| <input type="checkbox"/> Yes | <input type="checkbox"/> Not Sure | <input type="checkbox"/> No | The wide number of voluntary activities in the Parish |
| <input type="checkbox"/> Yes | <input type="checkbox"/> Not Sure | <input type="checkbox"/> No | The proximity to open space |
| <input type="checkbox"/> Yes | <input type="checkbox"/> Not Sure | <input type="checkbox"/> No | The history of the Parish |
| <input type="checkbox"/> Other, <i>please specify</i> _____ | | | |
- 2.6. Which, if any, sustainability initiatives would you like to see in the Parish? *Tick all that apply*
- | | |
|---|---|
| <input type="checkbox"/> Recycling | <input type="checkbox"/> Saving energy |
| <input type="checkbox"/> Generating energy | <input type="checkbox"/> Saving water |
| <input type="checkbox"/> Growing food locally | <input type="checkbox"/> Electric vehicle charging in car parks |
| <input type="checkbox"/> Other, <i>please specify</i> _____ | |
- 2.7. Which, if any, environmental activities do you personally undertake? *Tick all that apply*
- | | |
|---|---|
| <input type="checkbox"/> Recycling | <input type="checkbox"/> Drive an electric car |
| <input type="checkbox"/> Composting | <input type="checkbox"/> Have solar power in home |
| <input type="checkbox"/> Growing own food | <input type="checkbox"/> Have heat pumps in home |
| <input type="checkbox"/> Other, <i>please specify</i> _____ | |
- 2.8. Do you have any comments to make about specific developments in the Parish, any eyesores in the Parish, or any improvements to the local environment you would like to see?

Appendix 3: Main Residents' Questionnaire

3. **The High Street**

This section is about Residents' views on Kings Langley High Street

3.1. How frequently do you visit Kings Langley High Street to shop? *Tick one of the following*

- | | |
|---------------------------------|---------------------------------------|
| <input type="checkbox"/> Daily | <input type="checkbox"/> Occasionally |
| <input type="checkbox"/> Weekly | <input type="checkbox"/> Never |

3.2. How frequently do you visit Kings Langley High Street to socialise, e.g. to use the coffee shops, cafes, pubs and restaurants? *Tick one of the following*

- | | |
|---------------------------------|---------------------------------------|
| <input type="checkbox"/> Daily | <input type="checkbox"/> Occasionally |
| <input type="checkbox"/> Weekly | <input type="checkbox"/> Never |

3.3. How frequently do you shop at the local produce market held in Kings Langley High St each month?

- | | |
|---------------------------------------|--------------------------------|
| <input type="checkbox"/> Monthly | <input type="checkbox"/> Never |
| <input type="checkbox"/> Occasionally | |

3.4. Is the balance of retail shops, restaurants, coffee shops and other services appropriate for the High St?

- ☐ Yes ☐ Not Sure ☐ No, *please specify* _____

3.5. We have the opportunity to improve the High Street for local people. What would encourage you to visit Kings Langley High Street more often? *Tick all that apply*

- | | |
|--------------------------|---|
| <input type="checkbox"/> | Traffic calming measures/reduced congestion |
| <input type="checkbox"/> | Increased choice of shops, restaurants, coffee shops etc |
| <input type="checkbox"/> | Public Toilets |
| <input type="checkbox"/> | Improved pedestrian access (e.g. wider pavements, better crossings) |
| <input type="checkbox"/> | Other, <i>please specify</i> _____ |

3.6. How would you improve parking on the High Street?

3.7. Do you have any further comments to make regarding the High Street?

Appendix 3: Main Residents' Questionnaire

4. **Transport and Travel**

This section deals with Transport issues and individual travel preferences

4.1. What are the top three parking, traffic and/or congestion issues affecting you in the Parish?

1. _____

2. _____

3. _____

4.2. What improvements would you like to see in the Parish?

Pedestrian Crossing near Taylor's Tools/Rectory Farm ☐ Yes ☐ Not Sure ☐ No

Widen A4251 near the Rose and Crown pub ☐ Yes ☐ Not Sure ☐ No

One-way system at Vicarage Lane ☐ Yes ☐ Not Sure ☐ No

20mph limit in the High Street ☐ Yes ☐ Not Sure ☐ No

Pedestrian Crossing at the bottom of Vicarage Lane ☐ Yes ☐ Not Sure ☐ No

New and improved cycle paths ☐ Yes ☐ Not Sure ☐ No

4.3. What is the postcode of your normal place of work or study? ____ ____

4.4. If you travel between the hours of 06:30 – 09:00, how do you normally travel? *Please tick one from the following*

☐ Not applicable

☐ Car

☐ Walk

☐ Van/Commercial Vehicle

☐ Cycle

☐ Car Share

☐ Motorbike

☐ Taxi

☐ Public Transport

4.5. For how many vehicles are you insured as the main driver?

____ Petrol

____ Electric

____ Diesel

____ Hybrid

4.6. Where are your vehicles kept overnight? *Tick all that apply*

☐ Not applicable

☐ On the Road

☐ Garage

☐ Car Park

☐ Driveway

☐ On the verge

☐ Other, *please specify* _____

4.7. Do you have any further comments to make regarding the High Street?

Appendix 3: Main Residents' Questionnaire

5. **Libraries, Sport and Recreation**

This section covers residents' views on Sports and Recreation facilities and amenities.

- 5.1. Do you consider the present sporting, allotment, recreation and community facilities adequate in the Parish?
☐ Yes ☐ Not Sure ☐ No, *please specify* _____
- 5.2. Do you feel that local school sports and recreation facilities are sufficiently available outside of school hours?
☐ Yes ☐ Not Sure ☐ No, *please specify* _____
- 5.3. Are children's playground facilities adequate in the Parish?
☐ Yes ☐ Not Sure ☐ No, *please specify* _____
- 5.4. How often do you make use of the Parish sports/recreational and community facilities? *Tick one of the following*
☐ Daily ☐ Monthly
☐ Weekly ☐ Never
- 5.5. Are the opening hours and services of the Village Library adequate?
☐ Yes ☐ Not Sure ☐ No, *please specify* _____
- 5.6. How do you keep up to date with the Local News? *Tick all that apply*
☐ Purchase local newspapers (e.g. Hemel Gazette, Watford Observer)
☐ Free newspapers/magazines (e.g. Village News, My Kings)
☐ Local radio
☐ Social media
☐ Websites
☐ Local notice boards
☐ Not interested
- 5.7. Do you consider local news coverage of the Parish is satisfactory?
☐ Yes ☐ Not Sure ☐ No, *please specify* _____
- 5.8. Do you have any further comments to make regarding Libraries, Sport and Recreation facilities within the Parish?
-

Appendix 3: Main Residents' Questionnaire

6. **Further Comments**

Please use the space below to provide any further comments you may wish to make on the topics covered within this questionnaire:

7. **Thank you**

Thank you for completing this questionnaire. Please can you ensure that it is returned to the Library, the Parish Council Offices OR Dallings by 31 January 2019.

If you would like to be invited to future group discussions about the issues raised in this questionnaire, or would like to enter the free prize draw for £50 of vouchers to spend in the High Street then please provide a contact name and email address or telephone number below, and tick the relevant option(s) below.

Your contact details will only be used for the purposes of notifying the winner of the prize draw or to invite you to future group discussions related to the questionnaire. They will not be passed on to third parties.

Name _____

Telephone number or email address _____

☐ I would like to be entered into the free prize draw for £50 of High Street vouchers

☐ I would like to be invited to future group discussions about this questionnaire
